


# 2009 First Half Results Presentation



Thursday 5th February 2009



## Half Year Overview

### Financial Performance

*29% increase in NPAT*

### Market Dynamics


*#1 in Australia, #3 in NZ, Online Continues Growing*

### Full Year Outlook

*Robust Jan 09, Unpredictable Environment*

For personal use only






## Highlights – TTV Up 15%

All \$M	6Mths to Dec 08	6Mths to Dec 07	% Change
<b>TTV</b>	<b>182</b>	<b>158</b>	<b>+15%</b>

For personal use only






## Highlights – NPBT Up 25%

All \$M	6Mths to Dec 08	6Mths to Dec 07	% Change
TTV	182	158	+15%
<b>NPBT</b>	<b>5.0</b>	<b>4.0</b>	<b>+25%</b>

For personal use only






## Highlights – NPAT Up 29%

All \$M	6Mths to Dec 08	6Mths to Dec 07	% Change
TTV	182	158	+15%
NPBT	5.0	4.0	+25%
<b>NPAT</b>	<b>3.7</b>	<b>2.9</b>	<b>+29%</b>






## Highlights – EPS Up 29%

All \$M	6Mths to Dec 08	6Mths to Dec 07	% Change
TTV	182	158	+15%
NPBT	5.0	4.0	+25%
NPAT	3.7	2.9	+29%
<b>EPS</b>	<b>4.94 cents</b>	<b>3.85 cents</b>	<b>+29%</b>

For personal use only

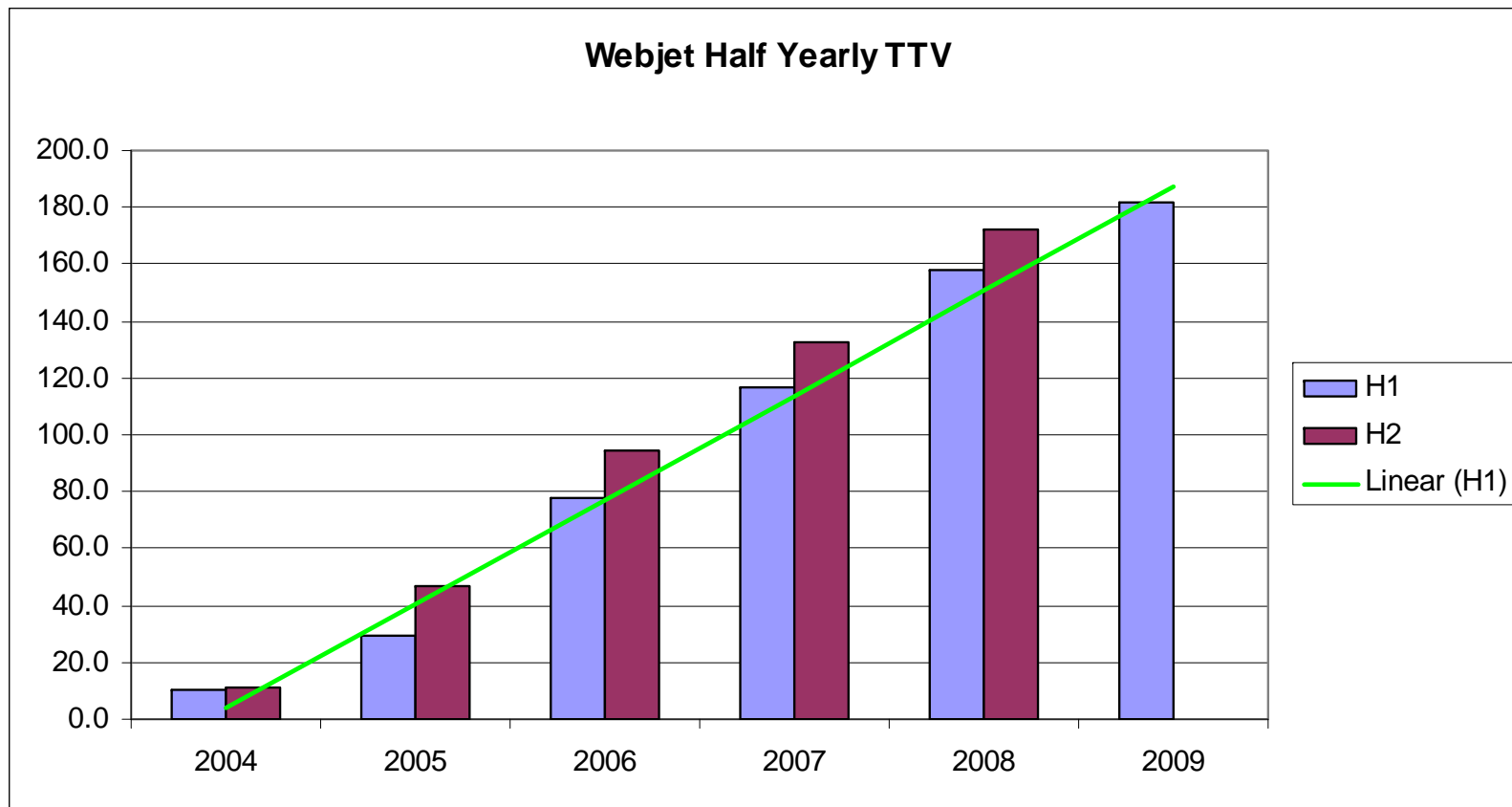




## Highlights – Dividend Up 50%

All \$M	6Mths to Dec 08	6Mths to Dec 07	% Change
TTV	182	158	+15%
NPBT	5.0	4.0	+25%
NPAT	3.7	2.9	+29%
EPS	4.94 cents	3.85 cents	+29%
<b>Dividend</b>	<b>3.0 cents (fully franked)</b>	<b>2.0 cents</b>	<b>+50%</b>

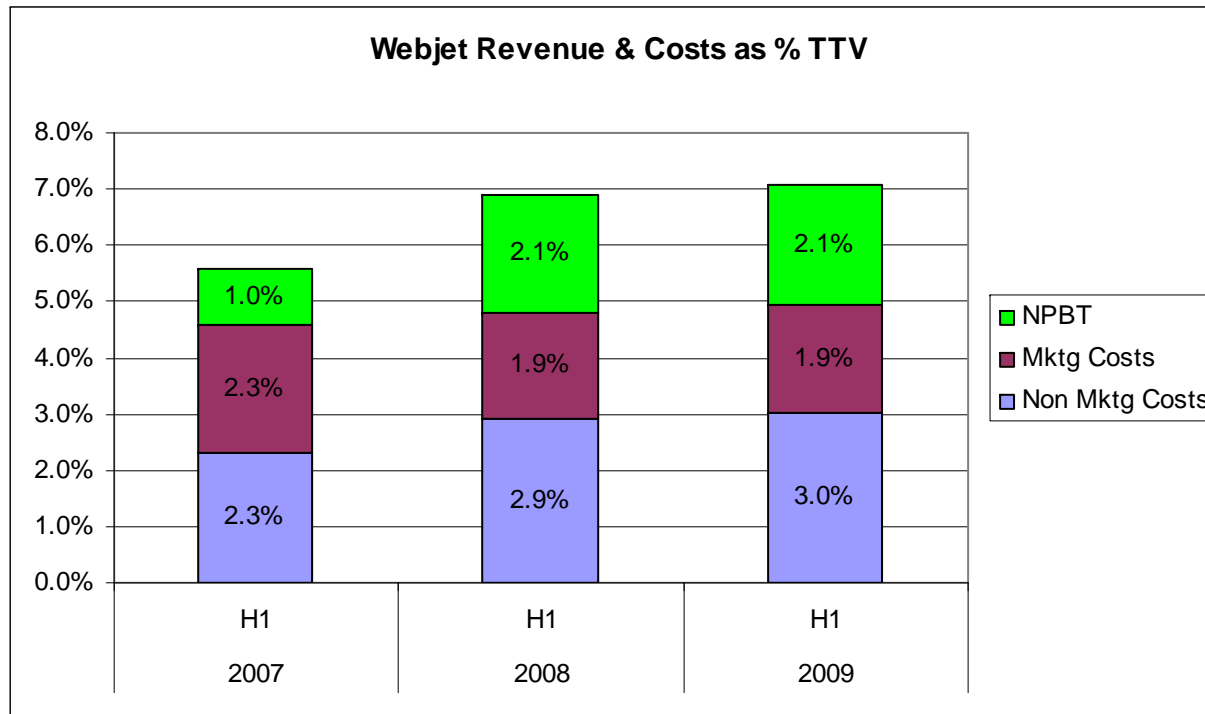
## Sale Growth Continues








## Margins Maintained



Expressed as a % of TTV





## Strong Balance Sheet – No Debt

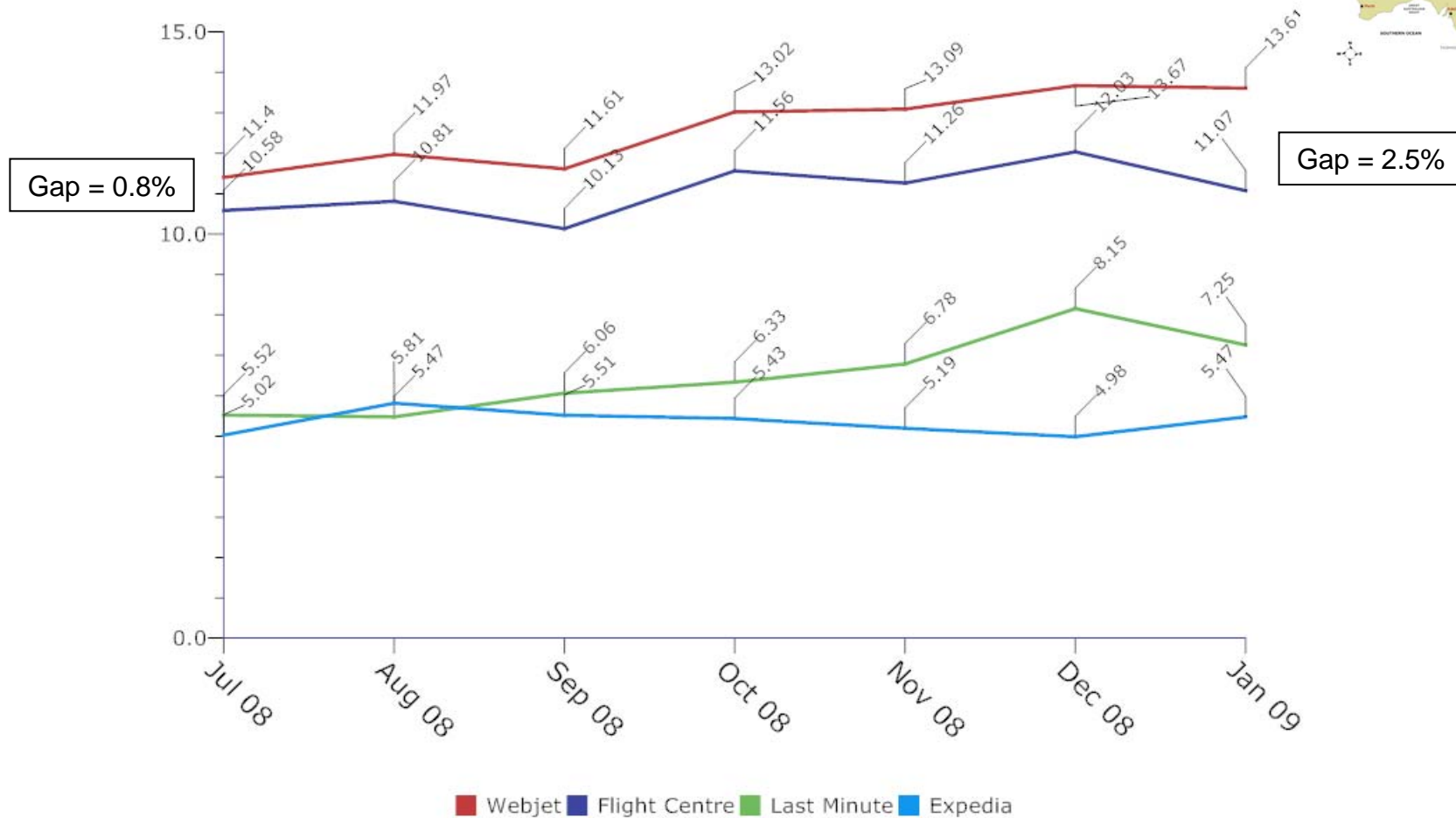
All \$M rounded	Dec 2008	Jun 2008	Dec 2007
Cash	28	28	23
Debtors	1	1	1
Non Current Assets	8	8	5
Liabilities	5	7	4
Equity	32	30	25

For personal use only





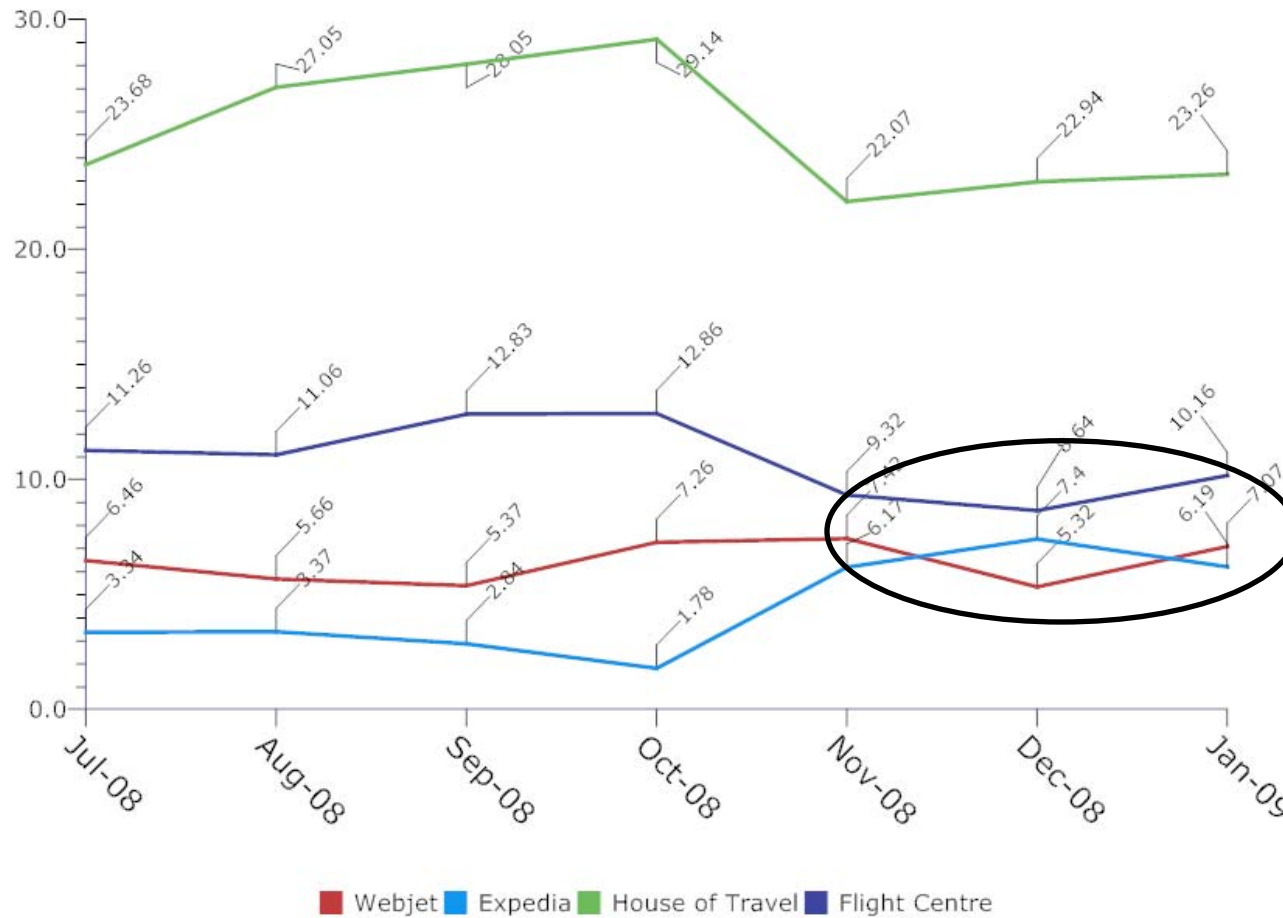
## Market Share - Australia





## Market Share – New Zealand

 New Zealand



Battle for 2<sup>nd</sup> Place



# Growth Opportunities

For personal use only

	Geography	Product
Advanced	<p><b>Australia</b></p> <p>Clear #1 Gap Widening</p>	<p><b>International Air</b></p> <p>New Grid Display My Deal Finder</p>
Evolving	<p><b>New Zealand</b></p> <p>Evolving #3 Up 100% in 12 Months</p>	<p><b>Hotels</b></p> <p>Ebay relationship Mktg Footprint on Plan</p>



Fares are one way per person in AUD including all taxes.

Your departing airline must be the same as your returning airline. \* For display purposes these airlines have had their return fare halved to indicate a one way price.

Click a fare to select

Departing Flights



Previous Day

From Melbourne to Los Angeles

Tue 31 Mar 2009

Next Day



Only Webjet offers a 30 minute



Economy  
\$924



Economy  
\$940



Economy  
\$1004



Economy  
\$1028



Economy  
\$1103



Economy  
\$1141



Economy  
\$1235



Economy  
\$2043

From

Depart Arrive Stops Duration Click on the fare to select your flight

QF400/QF367 /DL7861	06:00am	02:30pm	2	26:30 hrs				
QF402/QF107	07:45am	06:40am	1	16:55 hrs			<u>\$1,103*</u>	
QF414/QF107	08:00am	06:40am	1	16:40 hrs			<u>\$1,103*</u>	
QF414/AC34 /NW4173	08:00am	12:05pm	2	22:05 hrs				
QF416/QF107	08:30am	06:40am	1	16:10 hrs			<u>\$1,103*</u>	
QF426/QF11	11:00am	09:45am	1	16:45 hrs			<u>\$1,103*</u>	
QF93	11:15am	07:30am	0	14:15 hrs		<u>\$1,028*</u>		<u>\$1,141*</u>
QF428/QF11	11:30am	09:45am	1	16:15 hrs			<u>\$1,103*</u>	
NZ124/NZ6	12:00pm	11:30am	1	17:30 hrs		<u>\$1,004*</u>		
UA9558/UA9544	12:00pm	11:30am	1	17:30 hrs				<u>\$2,043*</u>
UA840	12:20pm	10:19am	0	15:59 hrs				<u>\$1,235*</u>
CX104/AA612	03:35pm	09:55pm	1	24:20 hrs				
CX104/CX880	03:35pm	10:05pm	1	24:30 hrs		<u>\$940*</u>		
VA871/VA1	05:30pm	05:00pm	1	17:30 hrs		<u>\$924*</u>		
VA873/VA1	05:45pm	05:00pm	1	17:15 hrs		<u>\$924*</u>		

For personal use only



## Outlook

- Robust January 09 Trading
- Unpredictable Macro Conditions
- No Full Year Quantitative Guidance
- Airlines Capacity Management + Pricing Intentions
- Continuing Market Share Gains by Online Travel Agents
- Responsible Management of Cash Reserves



**Webjet Limited**

*Experience the Wonder*

Thank you for attending



For personal use only